




Calikij.com



Calikij ©2019 Diana Heathcote  
All Rights Reserved

# Löwchen Grooming

(according to the AKC standard)

By Diana Heathcote  
Calikij.com



Calikij ©2019 Diana Heathcote  
All Rights Reserved



## Tools needed



## Coat



## How to hold your clippers



(Löwchen in the photos are natural and untrimmed at different ages.)

The standard states; “The unclipped areas must be completely natural and untrimmed. On no account should the unclipped areas be smoothed, shortened, shaped or otherwise tidied with anything other than a comb or brush. Any clip other than specified or any shaping or scissoring of the long coat are disqualifications.

## Nails



To achieve beautiful nails, use the Traditional cut line and Alternate cut line then round with Dremel.

Calikij ©2019 Diana Heathcote  
All Rights Reserved


## Mane



The standard states; "The Löwchen must be shown in the traditional Lion Clip. Lion clip - the coat is clipped to about 1/8 inch on the following parts of the body: **from the last rib** back to and including the hindquarters;"

By not shaving all the way up to the first rib, it will affect the way the dogs' proportions appear.

How to set your mane line; 1. Brush hair straight down. 2. Find the last rib. 3. Part the hair with a comb. 4. Shave.



Calikij ©2019 Diana Heathcote  
All Rights Reserved



## Clipped area Length



#7F with the grain of growth



#10 against grain of growth

The standard states; "the coat is clipped to about  $\frac{1}{8}$  inch"

That is a #7or #7F blade with the grain of growth to achieve that  $\frac{1}{8}$  length. However, most use at least #10 blade against the grain of growth for show.



with the grain of growth



against the grain of growth

## Feet



The standard states; "the feet are entirely clipped."



(There are not exact details, the colored lines are the most commonly used for show.)

How to shave feet; 1. Shave outside edges of foot. 2.Shave top of foot. 3.

Shave in between toes. 4. Shave in scooping motion between pads.



### Front cuffs



The standard states; “the front legs from the elbows to a point on the legs which is equal to the same distance from the ground to the hock joints leaving cuffs of hair on all four legs”

(There are not exact details, the colored lines are the most commonly used for show.)

### Tail

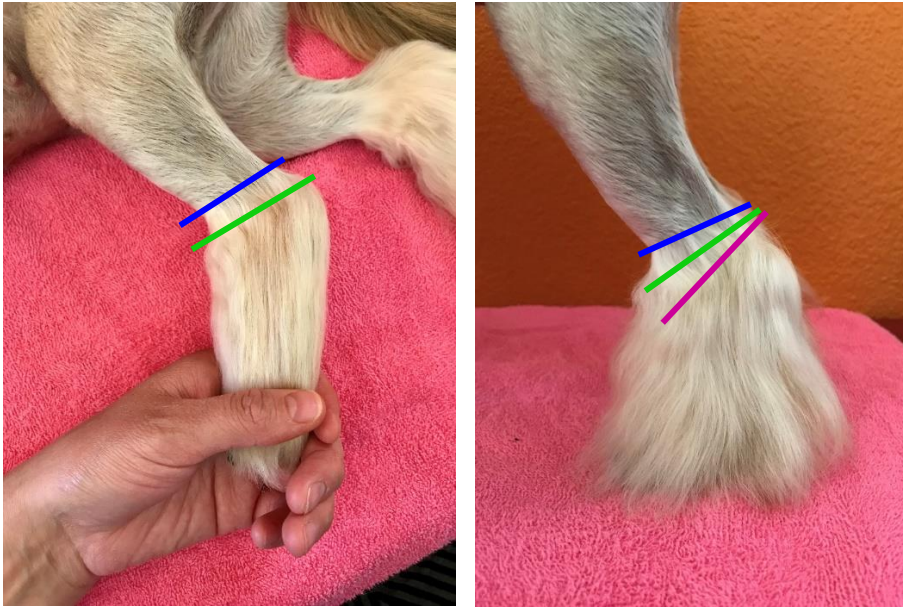


The standard states; “...clip...the tail from the base to approximately one-halfway to the tip leaving a plume at the end of the tail”

(There are not exact details, the colored lines are the most commonly used for show.)



## Back Cuffs



The standard states; “the hindquarters to the hock joints”

(There are not exact details, the colored lines are the most commonly used for show.)

## Forearm



The standard states; “the front legs from the elbows”

(There are not exact details, the colored lines are the most commonly used for show.)